

# NCDIR Clone Database User Guide

## 1. About the browser window

- Drag the horizontal and vertical bars to see the entire browser window and entire content of the table

Vertical bar for the table:  
Drag up and down to go through the records in this the table. (It may disappear if the window is not wide enough.)

Vertical bar for the browser window

NCDIR CLONE DATABASE

< Back to website   PLASMIDS   STRAINS

Please use "Filter" below to search within the tables

Hide fields   Filter   Group   Sort   ...

Record #	Sample Request Link	Name	Published Name	Insert(s)	Restriction Sites	Vector Back
90	<a href="http://ncdir.org/cd/reqe...">http://ncdir.org/cd/reqe...</a>	GST-GFP	GST-GFP			pGEX-4TE
91	<a href="http://ncdir.org/cd/reqe...">http://ncdir.org/cd/reqe...</a>	GST-KAP104	GST-KAP104	Kap104 ORF behind GST	BamHI	pGEX-2TK
92	<a href="http://ncdir.org/cd/reqe...">http://ncdir.org/cd/reqe...</a>	GST-KAP121	GST-KAP121		BamHI/XhoI	pGEX-4TK
93	<a href="http://ncdir.org/cd/reqe...">http://ncdir.org/cd/reqe...</a>	GST-KAP123	GST-KAP123		BamHI	pGEX-4TK
94	<a href="http://ncdir.org/cd/reqe...">http://ncdir.org/cd/reqe...</a>	RPL25-GFP	pBT001	RL25	EcoRI, HindIII	pYX242
95	<a href="http://ncdir.org/cd/reqe...">http://ncdir.org/cd/reqe...</a>	RPS1B-GFP	pBT002	RPS1B	EcoRI, HindIII	pYX242
96	<a href="http://ncdir.org/cd/reqe...">http://ncdir.org/cd/reqe...</a>	RPL3-GFP	pBT003	RL3	EcoRI, HindIII	pYX242
97	<a href="http://ncdir.org/cd/reqe...">http://ncdir.org/cd/reqe...</a>	RPL4-GFP	pBT004	RL2	EcoRI, BamHI	pYX242
98	<a href="http://ncdir.org/cd/reqe...">http://ncdir.org/cd/reqe...</a>	NCL1-GFP	pBT005	YBC4	EcoRI, BamHI	pYX242
99	<a href="http://ncdir.org/cd/reqe...">http://ncdir.org/cd/reqe...</a>	NUG1-GFP	pBT006	YER006W	EcoRI, AvrII	pYX242
100	<a href="http://ncdir.org/cd/reqe...">http://ncdir.org/cd/reqe...</a>	YRA1-GFP	pBT007	ORF of YRA1 fused to eG...	HindIII	pYX242
101	<a href="http://ncdir.org/cd/reqe...">http://ncdir.org/cd/reqe...</a>	RPL25NLS-GFP	pBT008	RL25NLS (aa1-45)	EcoRI, Sall	pYX242
102	<a href="http://ncdir.org/cd/reqe...">http://ncdir.org/cd/reqe...</a>	RPL25NLS-GFP-PRA	pBT009	First 40 aa of RPL25 fuse...	EcoRI; Sall	pYX242
103	<a href="http://ncdir.org/cd/reqe...">http://ncdir.org/cd/reqe...</a>	RPL25NLS-YFP	pBT011	NLS of RPL25 attached t...	EcoRI; Sall	pYX242
104	<a href="http://ncdir.org/cd/reqe...">http://ncdir.org/cd/reqe...</a>	rpl25NLS-GFP (K21A K22A)	pBT012	Mutagenised NLS of Rpl2...	EcoRI, Sall	pYX242
105	<a href="http://ncdir.org/cd/reqe...">http://ncdir.org/cd/reqe...</a>	RPS1BNI S-GFP	pBT013	RPS1BNI S (aa1-50)	EcoRI/HindIII	pYX242

22 records   Sum 166084

Airtable   Download CSV   View larger version

Horizontal bar for the table:  
Drag left and right to go through all fields for each record. (If it is not seen, go to the bottom of the browser window to find it.)

Horizontal bar for the browser window

Click "Download CSV" to export all records in this table

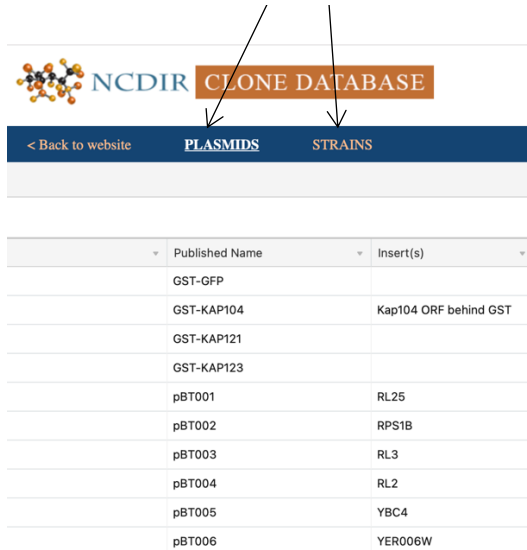
Click "View larger version" to view a larger version of this table in a new

## 2. How to view records?

Select a table to view:

- Click on the name of table you to view (Table name in white is the one being selected.)

Tables are selected here:

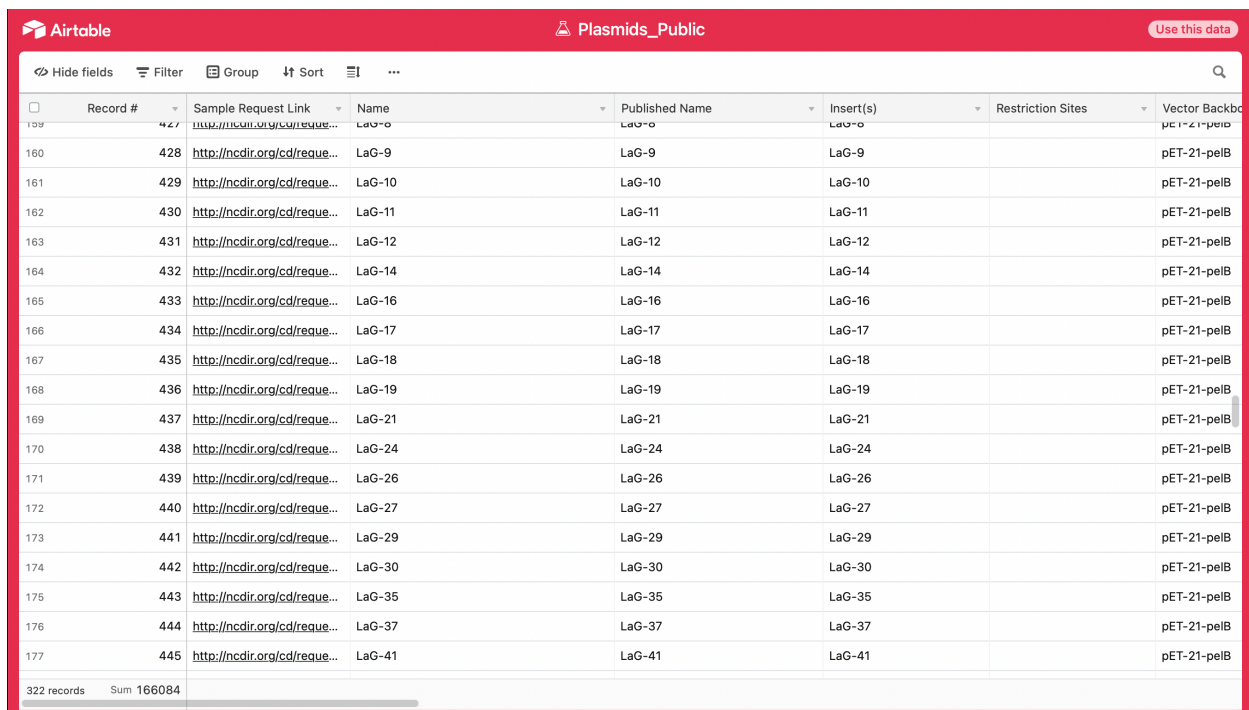


The screenshot shows the NCDIR CLONE DATABASE interface. At the top, there is a logo for NCDIR and a button labeled 'CLONE DATABASE'. Below this is a navigation bar with a link '< Back to website' and two buttons: 'PLASMIDS' and 'STRAINS'. Arrows from the text 'Tables are selected here:' point to these two buttons. Below the navigation bar is a table with the following data:

	Published Name	Insert(s)
	GST-GFP	
	GST-KAP104	Kap104 ORF behind GST
	GST-KAP121	
	GST-KAP123	
	pBT001	RL25
	pBT002	RPS1B
	pBT003	RL3
	pBT004	RL2
	pBT005	YBC4
	pBT006	YER006W

List view:

- Adjust the size of the browser window and make sure that you can see the horizontal and vertical bars for the table or
- Click on “view larger version” on the lower right corner of the browser window to view a larger version of the table in a new window (see picture below)
- Drag the vertical bar up and down to view all records
- Drag the horizontal bar from left to right to see all fields




The screenshot shows an Airtable interface with a table named 'Plasmids\_Public'. The table is displayed in a list view with a red border. The table has the following columns: Record #, Sample Request Link, Name, Published Name, Insert(s), Restriction Sites, and Vector Backbone. The table contains 322 records, with the first 177 records visible. The table is displayed in a list view with a red border.

Record #	Sample Request Link	Name	Published Name	Insert(s)	Restriction Sites	Vector Backbone
427	<a href="http://ncdir.org/cd/reque...">http://ncdir.org/cd/reque...</a>	LaG-8	LaG-8	LaG-8		pET-21-peIB
428	<a href="http://ncdir.org/cd/reque...">http://ncdir.org/cd/reque...</a>	LaG-9	LaG-9	LaG-9		pET-21-peIB
429	<a href="http://ncdir.org/cd/reque...">http://ncdir.org/cd/reque...</a>	LaG-10	LaG-10	LaG-10		pET-21-peIB
430	<a href="http://ncdir.org/cd/reque...">http://ncdir.org/cd/reque...</a>	LaG-11	LaG-11	LaG-11		pET-21-peIB
431	<a href="http://ncdir.org/cd/reque...">http://ncdir.org/cd/reque...</a>	LaG-12	LaG-12	LaG-12		pET-21-peIB
432	<a href="http://ncdir.org/cd/reque...">http://ncdir.org/cd/reque...</a>	LaG-14	LaG-14	LaG-14		pET-21-peIB
433	<a href="http://ncdir.org/cd/reque...">http://ncdir.org/cd/reque...</a>	LaG-16	LaG-16	LaG-16		pET-21-peIB
434	<a href="http://ncdir.org/cd/reque...">http://ncdir.org/cd/reque...</a>	LaG-17	LaG-17	LaG-17		pET-21-peIB
435	<a href="http://ncdir.org/cd/reque...">http://ncdir.org/cd/reque...</a>	LaG-18	LaG-18	LaG-18		pET-21-peIB
436	<a href="http://ncdir.org/cd/reque...">http://ncdir.org/cd/reque...</a>	LaG-19	LaG-19	LaG-19		pET-21-peIB
437	<a href="http://ncdir.org/cd/reque...">http://ncdir.org/cd/reque...</a>	LaG-21	LaG-21	LaG-21		pET-21-peIB
438	<a href="http://ncdir.org/cd/reque...">http://ncdir.org/cd/reque...</a>	LaG-24	LaG-24	LaG-24		pET-21-peIB
439	<a href="http://ncdir.org/cd/reque...">http://ncdir.org/cd/reque...</a>	LaG-26	LaG-26	LaG-26		pET-21-peIB
440	<a href="http://ncdir.org/cd/reque...">http://ncdir.org/cd/reque...</a>	LaG-27	LaG-27	LaG-27		pET-21-peIB
441	<a href="http://ncdir.org/cd/reque...">http://ncdir.org/cd/reque...</a>	LaG-29	LaG-29	LaG-29		pET-21-peIB
442	<a href="http://ncdir.org/cd/reque...">http://ncdir.org/cd/reque...</a>	LaG-30	LaG-30	LaG-30		pET-21-peIB
443	<a href="http://ncdir.org/cd/reque...">http://ncdir.org/cd/reque...</a>	LaG-35	LaG-35	LaG-35		pET-21-peIB
444	<a href="http://ncdir.org/cd/reque...">http://ncdir.org/cd/reque...</a>	LaG-37	LaG-37	LaG-37		pET-21-peIB
445	<a href="http://ncdir.org/cd/reque...">http://ncdir.org/cd/reque...</a>	LaG-41	LaG-41	LaG-41		pET-21-peIB

## Record view:

- Move your cursor to the first column of a record to get the expansion icon (blue arrows).

Click on the blue arrows  
to expand the record



< Back to website   PLASMIDS   STRAINS

Please use "Filter" below to search within the tables


Hide fields   Filter   Group   Sort   ...

Record #	Sample Request Link	Name	Published Name	Ins
90	<a href="http://ncdir.org/cd/request...">http://ncdir.org/cd/request...</a>	GST-GFP	GST-GFP	
2	<a href="http://ncdir.org/cd/request...">http://ncdir.org/cd/request...</a>	GST-KAP104	GST-KAP104	Kap
3	<a href="http://ncdir.org/cd/request...">http://ncdir.org/cd/request...</a>	GST-KAP121	GST-KAP121	
4	<a href="http://ncdir.org/cd/request...">http://ncdir.org/cd/request...</a>	GST-KAP123	GST-KAP123	
5	<a href="http://ncdir.org/cd/request...">http://ncdir.org/cd/request...</a>	RPL25-GFP	pBT001	RL
6	<a href="http://ncdir.org/cd/request...">http://ncdir.org/cd/request...</a>	RPS1B-GFP	pBT002	RP
7	<a href="http://ncdir.org/cd/request...">http://ncdir.org/cd/request...</a>	RPL3-GFP	pBT003	RL
8	<a href="http://ncdir.org/cd/request...">http://ncdir.org/cd/request...</a>	RPL4-GFP	pBT004	RL
9	<a href="http://ncdir.org/cd/request...">http://ncdir.org/cd/request...</a>	NCL1-GFP	pBT005	YB
10	<a href="http://ncdir.org/cd/request...">http://ncdir.org/cd/request...</a>	NUG1-GFP	pBT006	YEI
11	<a href="http://ncdir.org/cd/request...">http://ncdir.org/cd/request...</a>	YRA1-GFP	pBT007	OR
12	<a href="http://ncdir.org/cd/request...">http://ncdir.org/cd/request...</a>	RPL25NLS-GFP	pBT008	RL
13	<a href="http://ncdir.org/cd/request...">http://ncdir.org/cd/request...</a>	RPL25NLS-GFP-PRA	pBT009	Fir
14	<a href="http://ncdir.org/cd/request...">http://ncdir.org/cd/request...</a>	RPL25NLS-YFP	pBT011	NL
15	<a href="http://ncdir.org/cd/request...">http://ncdir.org/cd/request...</a>	rpl25NLS-GFP (K21A K22A)	pBT012	Mu
106	<a href="http://ncdir.org/cd/request...">http://ncdir.org/cd/request...</a>	DDC1BNI C-GFP	pBT013	DD

188 records   Sum 47695

Airtable

- Click on the expansion icon to see all details in a separate window



< Back to website   PLASMIDS   STRAINS

Please use "Filter" below to search within the tables

Hide fields   Filter   Group   Sort   ...

Record #	Sample Request Link	Name	Published Name	Ins
90	<a href="http://ncdir.org/cd/request...">http://ncdir.org/cd/request...</a>	GST-GFP	GST-GFP	
91	<a href="http://ncdir.org/cd/request...">http://ncdir.org/cd/request...</a>			
92	<a href="http://ncdir.org/cd/request...">http://ncdir.org/cd/request...</a>			
93	<a href="http://ncdir.org/cd/request...">http://ncdir.org/cd/request...</a>			
94	<a href="http://ncdir.org/cd/request...">http://ncdir.org/cd/request...</a>			
95	<a href="http://ncdir.org/cd/request...">http://ncdir.org/cd/request...</a>			
96	<a href="http://ncdir.org/cd/request...">http://ncdir.org/cd/request...</a>			
97	<a href="http://ncdir.org/cd/request...">http://ncdir.org/cd/request...</a>			
98	<a href="http://ncdir.org/cd/request...">http://ncdir.org/cd/request...</a>			
99	<a href="http://ncdir.org/cd/request...">http://ncdir.org/cd/request...</a>			
100	<a href="http://ncdir.org/cd/request...">http://ncdir.org/cd/request...</a>			
101	<a href="http://ncdir.org/cd/request...">http://ncdir.org/cd/request...</a>			
102	<a href="http://ncdir.org/cd/request...">http://ncdir.org/cd/request...</a>			
103	<a href="http://ncdir.org/cd/request...">http://ncdir.org/cd/request...</a>			
104	<a href="http://ncdir.org/cd/request...">http://ncdir.org/cd/request...</a>			
106	<a href="http://ncdir.org/cd/request...">http://ncdir.org/cd/request...</a>			

188 records   Sum 47695

Airtable

Record #

90

Sample Request Link

<http://ncdir.org/cd/request.php?tp=p&r=90>

Name

GST-GFP

Published Name

GST-GFP

Insert(s)

-

Restriction Sites

-

Vector Backbone

pGEX-4T3

Vector Type

-

Insert Size (bp)

-

### 3. View and organize the records by using icons on the Horizontal Navigation Menu Bar

The screenshot shows the NCDIR CLONE DATABASE interface. At the top, there is a logo and the text "NCDIR CLONE DATABASE". Below this is a dark blue navigation bar with links: "< Back to website", "PLASMIDS", and "STRAINS". Underneath the navigation bar, a message says "Please use 'Filter' below to search within the tables". Below this is a horizontal navigation menu bar with icons for "Hide fields", "Filter", "Group", "Sort", and a dropdown menu. Below the menu bar is a table with columns: Record #, Sample Request Link, Name, Published Name, Insert(s), and Find in view. The table contains two records: 1. Record # 90, Sample Request Link <http://ncdir.org/cd/reqe...>, Name GST-GFP, Published Name GST-GFP, Insert(s) Kap104 ORF behind GST, and Find in view pGEX-4T3. 2. Record # 91, Sample Request Link <http://ncdir.org/cd/reqe...>, Name GST-KAP104, Published Name GST-KAP104, Insert(s) Kap104 ORF behind GST, and Find in view pGEX-2TK.

Horizontal Navigation Menu Bar

#### "Hide fields"

- To make a simplified version of the "Plasmids" or "Stains" table, click on "Hide fields" and select the field(s) to hide

Click on "Hide field" to hide column(s)

The screenshot shows the "Hide fields" dialog box. It has a search bar labeled "Find a field". Below the search bar is a list of fields with checkboxes: Sample Request Link, Name, Published Name, Insert(s), Restriction Sites, Vector Backbone, Vector Type, Insert Size (bp), and Plasmid Size in Kb. At the bottom of the dialog are two buttons: "Hide all" and "Show all". The background shows a partial view of the table from the previous screenshot.

#### "Filter"

- Click the "Filter" icon to add a condition
- Click on the downward arrowhead next to the field name to select the field you want to filter
- Click the downward arrowhead next to the operator (see picture below) to set the value or range of values you are interested in
- Click "+ Add condition" to further refine your results
- Click "x" to remove the filter
- Using filter(s) can help you find a set of records you are interested in from this database.

Click on the “x” to remove the filter

Click on the arrowhead to select the field you want to add a filter to

The screenshot shows a data table with columns for Record #, a URL, and a label. A filter is currently applied to the 'Record #' column. A dropdown menu is open, showing a search bar 'Find a field' and a list of available fields: Record #, Sample Request Link, Name, Published Name, Insert(s), Restriction Sites, and Vector Backbone. An arrow points to the 'x' icon to the left of the filter, indicating how to remove it. Another arrow points to the dropdown arrow next to 'Record #', indicating how to select a different field.

	Where	Record #	=	
	+ Add condition			
93	<a href="http://ncdir.org/cd">http://ncdir.org/cd</a>			P123
94	<a href="http://ncdir.org/cd">http://ncdir.org/cd</a>			GFP
95	<a href="http://ncdir.org/cd">http://ncdir.org/cd</a>			GFP
96	<a href="http://ncdir.org/cd">http://ncdir.org/cd</a>			FP
97	<a href="http://ncdir.org/cd">http://ncdir.org/cd</a>			FP
98	<a href="http://ncdir.org/cd">http://ncdir.org/cd</a>			FP
99	<a href="http://ncdir.org/cd">http://ncdir.org/cd</a>			NIIG1-GFP

Click on the “+ Add condition” to add more filters to your record set

Click on the arrowhead next to the operator to set the value or range of the filter

The screenshot shows the same data table as before. The filter dropdown menu is now open, showing a search bar 'Find an operator' and a list of operators: =, ≠, <, >, ≤, ≥, and is empty. An arrow points to the '+ Add condition' button, indicating how to add more filters. Another arrow points to the dropdown arrow next to the '=' operator, indicating how to select a different operator.

	Where	Record #	=	
	+ Add condition			
93	<a href="http://ncdir.org/cd">http://ncdir.org/cd</a>			P123
94	<a href="http://ncdir.org/cd">http://ncdir.org/cd</a>			GFP
95	<a href="http://ncdir.org/cd">http://ncdir.org/cd</a>			GFP
96	<a href="http://ncdir.org/cd">http://ncdir.org/cd</a>			FP
97	<a href="http://ncdir.org/cd">http://ncdir.org/cd</a>			FP
98	<a href="http://ncdir.org/cd">http://ncdir.org/cd</a>			FP
99	<a href="http://ncdir.org/cd">http://ncdir.org/cd</a>			NIIG1-GFP

## “Group”

- Click on the “Group” icon to select the field to group your records
- Click “Pick another field to group by” to refine your group
- Click “x” to un-group

Rec...	Sample	http://ncdir.org/cd/reque...
97	825	http://ncdir.org/cd/reque...
98	826	http://ncdir.org/cd/reque...
99	827	http://ncdir.org/cd/reque...
200	828	http://ncdir.org/cd/reque...
201	829	http://ncdir.org/cd/reque...
202	830	http://ncdir.org/cd/reque...
203	831	http://ncdir.org/cd/reque...
204	832	http://ncdir.org/cd/reque...
205	833	http://ncdir.org/cd/reque...
206	834	http://ncdir.org/cd/reque...

Below is an example of records are grouped by “Vector Backbone”. The total number of records in each group is displayed.

Click on the “x” to un-group

Click here to choose how to sort the group of records

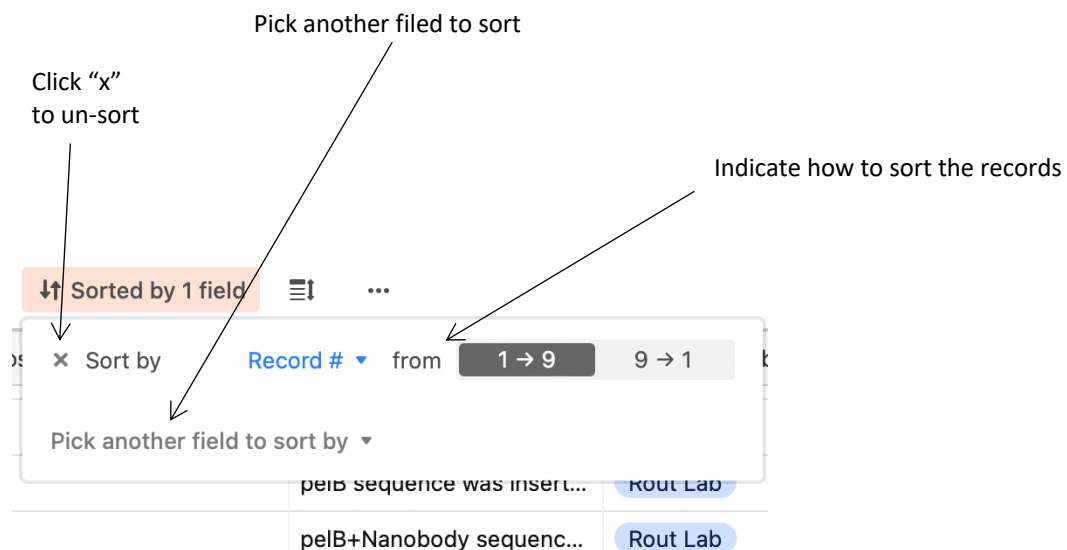
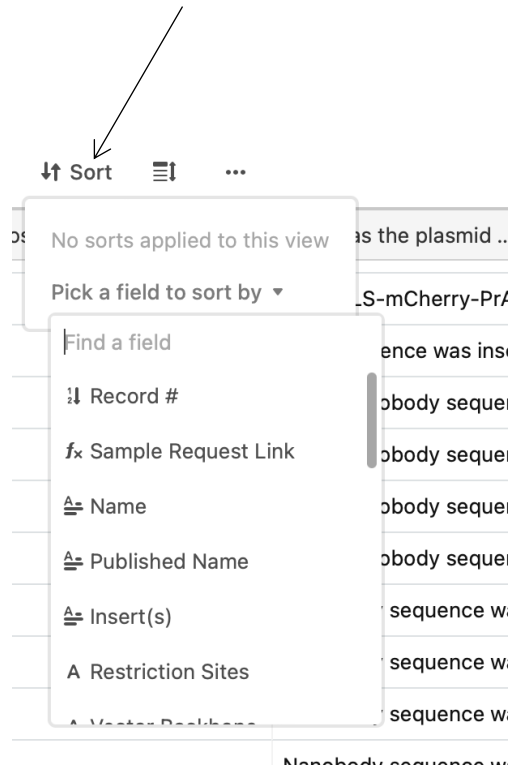
Click on the arrowhead to select another field from the drop-down menu to group by

Rec...	Samp	Group by	Vector Backbone	Published Name	Insert(s)	Restriction Sites	Vector Backbone
<b>VECTO</b>							
<b>pET-21</b> Count 5							
177	421	http://ncdir.org/cd/reque...	pET-21-pelB	pET-21-pelB	pelB		pET-21a
178	422	http://ncdir.org/cd/reque...	LaG-2	LaG-2	LaG-2		pET-21a
179	423	http://ncdir.org/cd/reque...	LaG-3	LaG-3	LaG-3		pET-21a
180	424	http://ncdir.org/cd/reque...	LaG-5	LaG-5	LaG-5		pET-21a
181	425	http://ncdir.org/cd/reque...	LaG-6	LaG-6	LaG-6		pET-21a
<b>VECTO</b>							
<b>pET2</b> Count 4							
182	119	http://ncdir.org/cd/reque...	RPL25NLS-GFP-HIS	pJN001	RPL25NLS-GFP...	NdeI/Sall	pET21b
183	120	http://ncdir.org/cd/reque...	rpl25NLS-GFP-HIS (K21A K22A)	pJN002	rpl25NLS-GFP...	NdeI/Sall	pET21b
184	121	http://ncdir.org/cd/reque...	PHO4NLS-YFP-HIS	pJN003	PHO4NLS-YFP...	NdeI/Sall	pET21b
185	122	http://ncdir.org/cd/reque...	NAB2NLS-GFP-HIS	pJN004	Nab2NLS-GFP...	NdeI/Sall	pET21b
<b>VECTO</b>							
<b>pGE</b> Count 3							

## “Sort”

- Click on the “Sort” icon to select the field to sort
- Click “Pick another field to group by” to refine your group
- Click “x” to un-sort the records

Click here and select a field to sort





#### 4. Search for records of interest

- The best way to search this database is by adding filters to the table (as described for “Filter” icon above).
- You can also perform a search by using the magnifying glass icon on the Navigation Menu Bar (on the right-hand side). To search within a table, tap the magnifying glass icon in the top right-hand corner, you will be presented with a find dialog where you can enter your query.

Please note:

- All records that satisfy your search criteria will be displayed with the fields containing the keyword highlighted
- You will get the total # of records that satisfy the search
- You can go through these records by clicking the up and down arrows
- One record may be counted multiple times if more than one field of that record contains the keyword

The total number of records found

Enter the keyword for your search

Click on the magnifying glass icon to start a search

Go through the records by clicking the up or down arrow

The screenshot displays the NCDIR CLONE DATABASE interface. At the top, there is a navigation bar with links for "< Back to website", "PLASMIDS", and "STRAINS". Below this, a text prompt says "Please use 'Filter' below to search within the tables". The main area features a table with columns: Record #, Host Organism, How was the plasmid..., Depositing Lab, Publication, and Com. The table is filtered to show records containing the keyword "nanobody", with a total of 326 of 371 records displayed. The table is sorted by Record # in ascending order. The first few rows of the table are as follows:

Record #	Host Organism	How was the plasmid...	Depositing Lab	Publication	Com
420		Nab2NLS-mCherry-PrA e...	Rout Lab		
421		pelB sequence was insert...	Rout Lab	Fridy, P.C. et al. A robust ...	Expression vector with pe...
422		pelB+Nanobody sequenc...	Rout Lab	Fridy, P.C. et al. A robust ...	LaG-2 nanobody against ...
423		pelB+Nanobody sequenc...	Rout Lab	Fridy, P.C. et al. A robust ...	LaG-3 nanobody against ...
424		pelB+Nanobody sequenc...	Rout Lab	Fridy, P.C. et al. A robust ...	LaG-5 nanobody against ...
425		pelB+Nanobody sequenc...	Rout Lab	Fridy, P.C. et al. A robust ...	LaG-6 nanobody against ...
426		Nanobody sequence was ...	Rout Lab	Fridy, P.C. et al. A robust ...	LaG-7 nanobody against ...
427		Nanobody sequence was ...	Rout Lab	Fridy, P.C. et al. A robust ...	LaG-8 nanobody against ...
428		Nanobody sequence was ...	Rout Lab	Fridy, P.C. et al. A robust ...	LaG-9 nanobody against ...
429		Nanobody sequence was ...	Rout Lab	Fridy, P.C. et al. A robust ...	LaG-10 nanobody against...
430		Nanobody sequence was ...	Rout Lab	Fridy, P.C. et al. A robust ...	LaG-12 nanobody against...
431		Nanobody sequence was ...	Rout Lab	Fridy, P.C. et al. A robust ...	LaG-12 nanobody against...
432		Nanobody sequence was ...	Rout Lab	Fridy, P.C. et al. A robust ...	LaG-14 nanobody against...
433		Nanobody sequence was ...	Rout Lab	Fridy, P.C. et al. A robust ...	LaG-16 nanobody against...
434		Nanobody sequence was ...	Rout Lab	Fridy, P.C. et al. A robust ...	LaG-17 nanobody against...

At the bottom of the table, it shows "12 records" and "Sum 166084". The footer includes the "Airtable" logo and links for "Download CSV" and "View larger version".



## 5. Request record(s)


- Use the sample request link

Sample request link



<a href="#">&lt; Back to website</a> <a href="#">PLASMIDS</a> <a href="#">STRAINS</a>					
Please use "Filter" below to search within the tables					
<div>Hide fields Filter Group Sort</div>					
<input type="checkbox"/>	Record #	Sample Request Link	Name	Published Name	Insert(s)
<input type="checkbox"/>	90	<a href="http://ncdir.org/cd/req-...">http://ncdir.org/cd/req-...</a>	GST-GFP	GST-GFP	
2	91	<a href="http://ncdir.org/cd/req-...">http://ncdir.org/cd/req-...</a>	GST-KAP104	GST-KAP104	Kap104 ORF
3	92	<a href="http://ncdir.org/cd/req-...">http://ncdir.org/cd/req-...</a>	GST-KAP121	GST-KAP121	

- Fill out the sample request form following the instructions



<a href="#">&lt; Return to NCDIR website</a> <a href="#">PLASMIDS</a> <a href="#">STRAINS</a>	
---	--

## Request Sample

We are happy to share our reagent with you and will send it out once you complete the Sample Request Form on this page and additional Material Transfer Agreement (MTA) required by the Rockefeller University.

Upon submitting this sample request form, you will be getting an email from NCDIR administrator confirming that we received your request. At the same time, you will also get the MTA request form. Please fill it out and email it back to [mta@rockefeller.edu](mailto:mta@rockefeller.edu). Staff at RU Office of Technology Transfer will assist you with the paperwork.

Thank you for your interest and good luck with your research.

**When filling out the sample request form on this page, please select "COUNTRY" before selecting "PROVINCE/STATE".**

Please feel free to email our NCDIR administrator: [Admin@NCDIR.com](mailto:Admin@NCDIR.com) if you have any questions

\* = REQUIRED FIELD

FULL NAME \*:

TITLE:

ADDRESS \*:

CITY \*:

Please select COUNTRY first.

COUNTRY \*:

PROVINCE/STATE \*:

POSTAL CODE \*:

PHONE NUMBER \*:

EMAIL ADDRESS \*:

FED EX NUMBER \*: digits only, no spaces or dashes

TABLE: Plasmids


RECORD #: 90

RECORD NAME: GST-GFP

UNIQUE ID: rech41ZK0lwkhYscX

☐ I'm not a robot

[SUBMIT](#)



reCAPTCHA  
Privacy - Terms

## 6. Download and print

- Click on “Download CSV” to get an export of all records.
- Click on “Print view” to print.

Click on the “...” to open additional options for the view.

Click on “Download CSV” to get an export of all records.

Click on “Print view” to print a list of records

The screenshot displays the NCDIR CLONE DATABASE interface. At the top, there is a navigation bar with links for "< Back to website", "PLASMIDS", and "STRAINS". Below this, a search bar prompts the user to "Please use 'Filter' below to search within the tables". A toolbar contains icons for "Hide fields", "Filter", "Group", "Sort", and a menu icon "...". The main content is a table with columns: Record #, Sample Request Link, Name, Published Name, Insert(s), Restriction Sites, and Vector Backbone. The table lists 16 records, each with a unique identifier and associated genetic information. Annotations with arrows point to the menu icon, the "Download CSV" button, and the "Print view" button. At the bottom, an "Airtable" logo is visible on the left, and "Download CSV" and "View larger version" links are on the right.

Record #	Sample Request Link	Name	Published Name	Insert(s)	Restriction Sites	Vector Backbone
1	<a href="http://ncdir.org/cd/reque...">http://ncdir.org/cd/reque...</a>	GST-	GST-GFP			pGEX-4T3
2	<a href="http://ncdir.org/cd/reque...">http://ncdir.org/cd/reque...</a>	GST-KAP104	GST-KAP104	Kap104 ORF behind GST	BamHI	pGEX-2TK
3	<a href="http://ncdir.org/cd/reque...">http://ncdir.org/cd/reque...</a>	GST-KAP121	GST-KAP121		BamHI/XhoI	pGEX-4T1
4	<a href="http://ncdir.org/cd/reque...">http://ncdir.org/cd/reque...</a>	GST-KAP123	GST-KAP123		BamHI	pGEX-4T3
5	<a href="http://ncdir.org/cd/reque...">http://ncdir.org/cd/reque...</a>	RPL25-GFP	pBT001	RL25	EcoRI, HindIII	pYX242
6	<a href="http://ncdir.org/cd/reque...">http://ncdir.org/cd/reque...</a>	RPS1B-GFP	pBT002	RPS1B	EcoRI, HindIII	pYX242
7	<a href="http://ncdir.org/cd/reque...">http://ncdir.org/cd/reque...</a>	RPL3-GFP	pBT003	RL3	EcoRI, HindIII	pYX242
8	<a href="http://ncdir.org/cd/reque...">http://ncdir.org/cd/reque...</a>	RPL4-GFP	pBT004	RL2	EcoRI, BamHI	pYX242
9	<a href="http://ncdir.org/cd/reque...">http://ncdir.org/cd/reque...</a>	NCL1-GFP	pBT005	YBC4	EcoRI, BamHI	pYX242
10	<a href="http://ncdir.org/cd/reque...">http://ncdir.org/cd/reque...</a>	NUG1-GFP	pBT006	YER006W	EcoRI, AvrII	pYX242
11	<a href="http://ncdir.org/cd/reque...">http://ncdir.org/cd/reque...</a>	YRA1-GFP	pBT007	ORF of YRA1 fused to eG...	HindIII	pYX242
12	<a href="http://ncdir.org/cd/reque...">http://ncdir.org/cd/reque...</a>	RPL25NLS-GFP	pBT008	RL25NLS (aa1-45)	EcoRI, Sall	pYX242
13	<a href="http://ncdir.org/cd/reque...">http://ncdir.org/cd/reque...</a>	RPL25NLS-GFP-PRA	pBT009	First 40 aa of RPL25 fuse...	EcoRI, Sall	pYX242
14	<a href="http://ncdir.org/cd/reque...">http://ncdir.org/cd/reque...</a>	RPL25NLS-YFP	pBT011	NLS of RPL25 attached t...	EcoRI, Sall	pYX242
15	<a href="http://ncdir.org/cd/reque...">http://ncdir.org/cd/reque...</a>	rpl25NLS-GFP (K21A K22A)	pBT012	Mutagenised NLS of Rpl2...	EcoRI, Sall	pYX242
16	<a href="http://ncdir.org/cd/reque...">http://ncdir.org/cd/reque...</a>	RPS1BNLS-GFP	pBT013	RPS1BNLS (aa1-50)	EcoRI/HindIII	pYX242

322 records Sum 166084

Airtable Download CSV View larger version

Click on “Download CSV” to get an export of all records.